A group of five women, dressed in winter hiking gear, are shown in the foreground, all pointing their right index fingers towards a large, snow-capped volcano in the background. The women are smiling and appear excited. The volcano is the central focus of the background, with a forested slope leading up to its base. The sky is a clear, pale blue.

# MACHAME ROUTE (BEST SELLER)

7 Days / 6 Nights

# Machame Route (Best Seller)

**Duration:** 7 Days / 6 Nights

**Type:** Private Safari

**Main Focus:** Adventure

**Country:** Tanzania

## Overview of the Machame Route

Machame is one of the most popular and scenic routes on Kilimanjaro's southern side. It begins in the rainforest and ascends through moorland and alpine desert before joining the southern circuit near Lava Tower and Barranco. The route follows a well-designed path with varied terrain and dramatic views throughout.

The trek is typically offered as a 6- or 7-day experience, with the 7-day option providing better acclimatization. It is well suited for trekkers with a reasonable level of fitness who can maintain a steady pace and follow guide instructions.

## Expert recommendation

This is an excellent choice for first-time high-altitude trekkers seeking a balance between challenge, scenery, and success rate. For even more gradual acclimatization, consider the Lemosho 7- or 8-day route.

**Note:** If you prefer the 6-day mountain option, ask us for that schedule and pricing band.

## DESTINATIONS



**Kilimanjaro National Park**



**Kilimanjaro International  
Airport JRO**



**Moshi Town**

# DAY-BY-DAY ITINERARY

## Day 1: Arrival

Arrival at Kilimanjaro International Airport (JRO), where you will meet a **Kilimanjaro Explore** representative and transfer to your hotel. Evening briefing with your coordinator.

Private packages include shared group airport transfers; individual transfers may incur extra costs. **Please note:** Check-in often from **2:00 PM**.

### DESTINATION

#### Moshi Town



### ACCOMMODATION

#### Keys Hotel Mbokomu



## Day 2: Machame Gate to Machame Camp

A guide and mountain crew meet you at the hotel, then you drive to **Machame Gate** for permits and registration. The trail climbs through **rainforest** to Machame Camp — rain is common, so pack waterproofs.

**Please note:** First day on the mountain at altitude:

- Drink **3–4+ litres** of water daily, little and often.
- Discuss preventive altitude strategies with your doctor; your coordinator can outline common options.
- Report headaches, nausea, or other symptoms to your guide early.

**Trekking time:** 5–6 hours | **Distance:** ~5 km (3.1 mi)

### DESTINATION

#### Kilimanjaro National Park



### ACCOMMODATION

#### Machame Camp



### Day 3: Machame Camp to Shira Camp

After breakfast, trek toward **Shira Camp**, leaving the forest for open views of the **Shira Plateau**. Pace yourself as the altitude increases. At camp, lunch and rest, then an **acclimatization hike** toward Lava Tower before returning to Shira for dinner.

**Please note:** Acclimatization hikes are intentional and improve summit chances.

**Acclimatization hike:** Shira (~3,750 m) toward a point en route to Lava Tower (~4,120 m) — about **2 km, 1–2 hours**.

**Trekking time (main):** 4–5 hours | **Distance:** ~5 km (3.1 mi)

#### DESTINATION

Kilimanjaro National Park



#### ACCOMMODATION

Shira Cave Camp



### Day 4: Shira to Lava Tower and Barranco Camp

Leave Shira and trek to **Lava Tower** (~4,600 m / 15,088 ft) for acclimatization and lunch. The trail is undulating; you may feel the altitude. After sufficient time high, descend to **Barranco Camp** below the **Barranco Wall**.

**Trekking time:** 6–8 hours | **Distance:** ~11 km (6.8 mi)


#### DESTINATION

Kilimanjaro National Park



#### ACCOMMODATION

Barranco Camp



### Day 5: Barranco to Karanga Camp

This day is primarily focused on acclimatization, with a shorter distance and a moderate elevation gain. The route is renowned for the challenging **Barranco Wall**, a steep rock face that hikers must climb.

**Trekking time:** 4–5 hours | **Distance:** ~6 km (3.7 mi)


#### DESTINATION

Kilimanjaro National Park



#### ACCOMMODATION

Karanga Camp



## Day 6: Karanga Camp to Barafu Camp

Karanga Camp to Barafu Camp


### DESTINATION

Kilimanjaro National Park



### ACCOMMODATION

Barafu Camp



## Day 7: Uhuru Peak and Millennium Camp

Your team leaves Barafu at night for **Uhuru Peak** (5,895 m / 19,336 ft). Altitude makes even simple walking feel hard; pairs of climbers are normally paired with guides for the ascent. After the summit, optional visit toward the nearest glacier ice, then back to Barafu for rest, then descent to **Millennium Camp**.

**Please note:** Most accidents occur on the **descent** — mind your feet and trekking poles.

**Trekking time:** 8–12 hours | **Distance:** ~15 km (9.3 mi)


### DESTINATION

Kilimanjaro National Park



### ACCOMMODATION

Millennium Camp



## Day 8: Millennium Camp to Mweka Gate

Millennium sits in rainforest. After breakfast, descend to **Mweka Gate**, sign the guestbook, receive certificates, and transfer to the hotel.

**Trekking time:** 4–5 hours | **Distance:** ~12 km (7.4 mi)


### DESTINATION

Moshi Town



### ACCOMMODATION

Keys Hotel Mbokomu



## Day 9: Departure

Hotel rest and airport transfer. **Please note:** Check-out often **11:00 AM**; late checkout may be available for a fee.

### DESTINATION

Kilimanjaro International Airport JRO



### ACCOMMODATION

No Accommodation

## WHAT'S INCLUDED & EXCLUDED

### Included

- ⊙ All transfers in Tanzania as per programme (airport pick-up and drop-off, hotel ? park gate / trailhead)
- ⊙ Hotel accommodation before and after the climb (typically bed & breakfast; shared twin unless single supplement)
- ⊙ Kilimanjaro National Park fees, camping or hut fees, and rescue fee contributions as applicable
- ⊙ Professional mountain guides, assistant guides, cook(s), and porter crew
- ⊙ All meals on the mountain; mess / kitchen tent and group dining equipment
- ⊙ Four-season mountain tents (shared, two per tent by default), group sleeping mat, group camping furniture
- ⊙ Safety: emergency oxygen, comprehensive group medical kit, daily health monitoring with guides
- ⊙ Summit certificates after a successful climb

### Excluded

- ⊗ International flights to/from Kilimanjaro International Airport (JRO)
- ⊗ Tanzania visa fees (confirm current rate before travel)
- ⊗ Travel and high-altitude evacuation insurance (mandatory — confirm coverage for trekking to 6,000 m)
- ⊗ Tips for guides, cooks, and porters (budget per consultant advice)
- ⊗ Personal trekking clothing, boots, and sleeping bag (rental may be available)
- ⊗ Lunch and dinner at the hotel before/after the climb unless stated otherwise
- ⊗ Single room or single tent supplements; optional portable toilet hire; optional private tent surcharge
- ⊗ Personal expenses, drinks, laundry, and phone/data charges

# PRICING INFORMATION

All prices are per person in USD and may vary based on season and group size.

## Low Season

April 1 - May 31

GROUP SIZE	SOLO	2 PAX	3 PAX	4 PAX	5 PAX	6+ PAX
7-day	\$2,394	\$2,249	\$2,185	\$2,114	\$2,050	\$1,995

## Mid Season

March 1 - March 31, November 1 - December 15

GROUP SIZE	SOLO	2 PAX	3 PAX	4 PAX	5 PAX	6+ PAX
7-day	\$2,394	\$2,249	\$2,185	\$2,114	\$2,050	\$1,995

## High Season

June 1 - October 31, December 16 - February 28

GROUP SIZE	SOLO	2 PAX	3 PAX	4 PAX	5 PAX	6+ PAX
7-day	\$2,394	\$2,249	\$2,185	\$2,114	\$2,050	\$1,995

**Group Discount:** The more travelers, the lower the price per person. Perfect for families and groups!