

Lemosho Route (Premium)

Duration: 8 Days / 7 Nights

Type: Private Safari

Main Focus: Adventure

Country: Tanzania

The 8-day Lemosho Route is a popular and highly successful climbing path on Mount Kilimanjaro, known for its scenic beauty and high summit success rate . It begins at the Lemosho Gate on the mountain's western flank and merges with the Machame Route after the Shira Plateau. The route is designed to provide ample time for acclimatization, which is crucial for adapting to the high altitude. It is often considered one of the most beautiful and successful routes for summiting Africa's highest peak.

Highlights:

- Excellent acclimatization and high success rate
- Very scenic and varied landscapes
- Fully guided climb with experienced support crew
- One of the best routes for first-time Kilimanjaro climbers

DESTINATIONS



Kilimanjaro National Park



Moshi Town

DAY-BY-DAY ITINERARY

Day 1: Arrival

Arrival at Kilimanjaro International Airport (JRO), where you will meet a **Kilimanjaro Explore** representative and transfer to your hotel under the package. The hotel provides comfortable rooms, hot water, helpful staff, a swimming pool, and internet access. In the evening there will be a briefing with your trip coordinator to confirm readiness for the climb.

Private tour packages typically include **shared airport transfers** for your group. Extra charges may apply for separate transfers — coordinate arrival times with your consultant.

Please note: Hotel check-in often starts at **2:00 PM**.

DESTINATION

Moshi Town



ACCOMMODATION

Keys Hotel Mbokomu



Day 2: Lemosho Gate to Mti Mkubwa

Your guide and mountain support crew meet you at the hotel. You then travel by vehicle (roughly **3–4 hours**) to Kilimanjaro National Park's western entrance, **Lemosho Gate (2,100 m / 6,890 ft)**, where you will complete entry formalities. We will patiently wait for our permits and enjoy lunch before commencing your trek through lush undisturbed forest, where you may be lucky enough to see Colobus monkeys. The path undulates, steeply in places. At these lower elevations, the trail can be muddy and quite slippery. We highly recommend gaiters and trekking poles here. At camp, we prepare tents and dinner for you.

Please note: From this altitude onward:

- Drink **3–4+ liters** of water daily, little and often.
- Discuss altitude medication with your **doctor** before travel; your coordinator can explain common approaches.
- At night, shallow breathing can mean less oxygen—report headache, nausea, or any illness to your **guide** immediately.

Trekking time: 5–6 hours | **Distance:** ~7 km (4 miles)


DESTINATION

Kilimanjaro National Park



ACCOMMODATION

Big Tree Camp



Day 3: Mti Mkubwa to Shira 1 Camp

ntakiwa kumalizia

DESTINATION

Kilimanjaro National Park



ACCOMMODATION

Shira 1 Camp



Day 4: Shira 1 Camp to Shira 2 camp

The trail crosses open moorland and offers stunning views of Kilimanjaro's western slopes. This moderate trek provides an excellent opportunity for acclimatization, with plenty of time to enjoy the scenic surroundings before reaching Shira II for overnight rest.

Acclimatization hike: Shira 1 (3,610 m/11,843 ft) toward a point en route to Shira II Hut (3,850 m/12,631 ft)

Trekking time: 6–7 hours | **Distance:** ~10 km (6 mi)

DESTINATION

Kilimanjaro National Park



ACCOMMODATION

Shira 2 Camp



Day 5: Shira 2 to Lava Tower and Barranco Camp

After breakfast, leave Shira 2 and hike toward **Lava Tower** — a key acclimatization point. This section has many ups and downs; you may feel the altitude. You should spend **at least 1–2 hours** high at Lava Tower (~4,600 m / 15,091 ft), including **lunch**, to help your body adjust.

Then you **descend** to **Barranco Camp**. Ahead lies the famous **Barranco Wall**, which you climb the next morning. The wall looks dramatic from below but follows a **non-technical** hiking trail.

Trekking time: 6–8 hours | **Distance:** ~12 km (7.4 mi)


DESTINATION

Kilimanjaro National Park



ACCOMMODATION

Barranco Camp



Day 6: Barranco Wall to Karanga Camp

Early start and breakfast, then ascend the **Barranco Wall**. We recommend leaving camp early to avoid congestion from other groups. The wall usually takes **about an hour**; it is a hike, not a climb. Afterward, rest and photograph **Kibo** across the valley.

Continue over rolling terrain to **Karanga Camp**. After a warm lunch and a short rest, complete an **acclimatization hike** toward Barafu with a modest gain, then return to Karanga.


Please note: Acclimatization walks are a core part of summit success — follow your guide's pace.

Acclimatization hike: Karanga (~3,995 m) toward a point en route to Barafu (~4,335 m) — about **2.5 km, 1–2 hours**.

Trekking time (main): 4–5 hours | **Distance:** ~5 km (3.1 mi)


📍 DESTINATION

Kilimanjaro National Park



🏠 ACCOMMODATION

Karanga Camp



Day 7: Karanga to Barafu Camp

After a warm breakfast, hike to **Barafu Summit Camp** — the last camp before Uhuru. Your crew prepares tents and sleeping gear so you can rest. Hydrate, eat, and sleep in the afternoon; the summit push normally starts around **midnight**.

Trekking time: 4–5 hours | **Distance:** ~6 km (3.7 mi)


📍 DESTINATION

Kilimanjaro National Park



🏠 ACCOMMODATION

Barafu Camp



Day 8: Uhuru Peak and descent to Millennium Camp

You leave **Barafu** at night for the final ascent to **Uhuru Peak** (5,895 m / 19,340 ft). The climbing is technically straightforward, but altitude makes every step harder. Typically **two climbers share one guide** on summit night for closer monitoring.

After the summit, you may view nearby ice, then descend to Barafu for a rest, and continue down to **Millennium Camp** in the forest.

Please note: The majority of injuries on Kilimanjaro happen on the **descent** — watch your footing and protect your toes.

Trekking time: 8–12 hours | **Distance:** ~15 km (9.3 mi)


📍 DESTINATION

Kilimanjaro National Park



🏠 ACCOMMODATION

Millennium Camp



Day 9: Millennium Camp to Mweka Gate

Millennium lies in lush **rainforest**. After breakfast, descend to **Mweka Gate**, complete park formalities, and receive your **summit certificate**. Transfer back to your hotel.

Trekking time: 4–5 hours | **Distance:** ~12 km (7.4 mi)


📍 DESTINATION

Moshi Town



🏠 ACCOMMODATION

Keys Hotel Mbokomu



Day 10: Departure

Rest at the hotel and transfer to the airport for your flight.

Please note: Standard hotel check-out is often **11:00 AM**; late checkout may be available for a fee if you have an evening flight.

🏠 ACCOMMODATION

No Accommodation

WHAT'S INCLUDED & EXCLUDED

Included

- ⊙ All transfers in Tanzania as per programme (airport pick-up and drop-off, hotel ? park gate / trailhead)
- ⊙ Hotel accommodation before and after the climb (typically bed & breakfast; shared twin unless single supplement)
- ⊙ Kilimanjaro National Park fees, camping or hut fees, and rescue fee contributions as applicable
- ⊙ Kilimanjaro National Park fees, camping or hut fees, and rescue fee contributions as applicable
- ⊙ All meals on the mountain; mess / kitchen tent and group dining equipment
- ⊙ Four-season mountain tents (shared, two per tent by default), group sleeping mat, group camping furniture
- ⊙ Safety: emergency oxygen, comprehensive group medical kit, daily health monitoring with guides
- ⊙ Summit certificates after a successful climb

Excluded

- ⊗ International flights to/from Kilimanjaro International Airport (JRO)
- ⊗ Tanzania visa fees (confirm current rate before travel)
- ⊗ Travel and high-altitude evacuation insurance (mandatory — confirm coverage for trekking to 6,000 m)
- ⊗ Tips for guides, cooks, and porters (budget per consultant advice)
- ⊗ Personal trekking clothing, boots, and sleeping bag (rental may be available)
- ⊗ Lunch and dinner at the hotel before/after the climb unless stated otherwise
- ⊗ Single room or single tent supplements; optional portable toilet hire; optional private tent surcharge
- ⊗ Personal expenses, drinks, laundry, and phone/data charges

PRICING INFORMATION

All prices are per person in USD and may vary based on season and group size.

Low Season

April 1 - May 31

GROUP SIZE	SOLO	2 PAX	3 PAX	4 PAX	5 PAX	6+ PAX
8-day	\$2,541	\$2,453	\$2,365	\$2,220	\$2,175	\$2,120

Mid Season

March 1 - March 31, November 1 - December 15

GROUP SIZE	SOLO	2 PAX	3 PAX	4 PAX	5 PAX	6+ PAX
8-day	\$2,541	\$2,453	\$2,365	\$2,220	\$2,175	\$2,120

High Season

June 1 - October 31, December 16 - February 28

GROUP SIZE	SOLO	2 PAX	3 PAX	4 PAX	5 PAX	6+ PAX
8-day	\$2,541	\$2,453	\$2,365	\$2,220	\$2,175	\$2,120

Group Discount: The more travelers, the lower the price per person. Perfect for families and groups!