



MARANGU ROUTE (HUT ACCOMODATION)

6 Days / 5 Nights

Marangu Route (Hut Accommodation)

Duration: 6 Days / 5 Nights

Type: Private Safari

Main Focus: Adventure

Country: Tanzania

Overview of the Marangu route

The **Marangu Route**, often called the “Coca-Cola route,” is the oldest established path on Mount Kilimanjaro and remains one of the most popular. The trail lies entirely within **Kilimanjaro National Park**, passing through every climatic zone — from tropical rainforest to alpine desert and the summit zone.

It is the **only route that offers dormitory-style mountain huts** instead of camping in tents, which many climbers prefer for comfort, especially in wet weather.

Marangu is commonly offered as a **5-day** or **6-day** mountain itinerary (plus arrival and departure nights at the hotel). The **6-day option** adds an extra acclimatization day and is significantly easier from an altitude perspective than the 5-day schedule.

Considering Marangu for the rainy seasons (roughly mid-March to late May and late October to late December) can make sense: the huts keep you drier than a tent on the lower slopes, though you should still pack full rain gear.

Expert recommendation

Marangu offers classic views of Kilimanjaro's southern side. Because **ascent and descent use the same trail**, you see less variety of scenery than on circular routes, and the path can feel busier at peak times.

The **6-day Marangu itinerary** omits a full acclimatization day in the middle of the climb; it is demanding and is best reserved for trekkers with **prior high-altitude experience** or excellent recent acclimatization. If you are new to altitude, the **6-day Marangu** schedule — or a 7+ day itinerary on another route — is a safer choice.

For a direct comparison: both **Marangu 6-day** and **Machame 6-day** are popular; Marangu's huts can feel simpler logistically, while Machame offers a more varied loop. If you are choosing between them, we are happy to advise based on your dates, fitness, and budget.

Summit success rates (Marangu)

Published data from large Kilimanjaro operators illustrates how much itinerary length matters on Marangu. As a rough guide (figures vary by operator, season, and group mix):


- **Marangu 5-day** — historically around **80–85%** of climbers reach Uhuru Peak on well-supported trips; crater-rim success is slightly higher.
- **Marangu 6-day** — often around **85–90%+** reach Uhuru on comparable expeditions, thanks to better acclimatization.

Overall, Marangu success rates are typically **lower than on longer 7–8 day itineraries** on Lemosho or Machame, because the slope of acclimatization is steeper. Strong guides, oxygen protocols, and daily health checks improve outcomes regardless of route.


Why choose this package with Kilimanjaro Explore

Your climb includes professional guides and mountain crew, hut nights as per park allocation, transfers and hotel nights around the trek, meals on the mountain, and park and rescue fees as listed in your quote. See the "**What's included**" section on this page for the full list.

Below you will find our **day-by-day itinerary** for the **6-day mountain / 8-day tour** (arrival, five trekking days, departure). If you prefer the 6-day mountain option, ask us for that schedule and pricing band.



DESTINATIONS



Kilimanjaro National Park



**Kilimanjaro International
Airport JRO**



Moshi Town

DAY-BY-DAY ITINERARY

Day 1: Arrival

Arrival at Kilimanjaro International Airport (JRO), where you will meet a **Kilimanjaro Explore** representative and transfer to your hotel. The hotel provides comfortable rooms, hot water, staff, pool, and internet. Evening briefing with your coordinator.

Private tours include shared airport transfers for the group; extra individual transfers may cost more. Sync arrival times when possible.

Please note: Check-in often starts at **2:00 PM**.

DESTINATION

Moshi Town



ACCOMMODATION

Keys Hotel Mbokomu



Day 2: Marangu Gate to Mandara Hut

Guide and crew meet you at the hotel, brief you, and then drive to **Marangu Gate** (~1,860 m / 6,102 ft). After permits and search-and-rescue registration, trek through the **rainforest** to **Mandara Hut** (~2,720 m / 8,922 ft). Rain is likely—pack rain gear. Lunch is prepared at camp.

On Marangu you sleep in **dormitory huts** every night—no camping tents.


Please note: First day at altitude:

- Drink **3–4+ litres** of water daily, little and often.
- Discuss altitude medication with your doctor; your coordinator can explain options.
- Night breathing may feel shallow—report headache, nausea, or illness to your guide.

Trekking time: 5–6 hours | **Distance:** ~11 km (6.8 mi)

DESTINATION

Kilimanjaro National Park



ACCOMMODATION

Mandara Hut



Day 3: Mandara Hut to Horombo Hut

Early breakfast, leave Mandara, and trek to **Horombo Hut** (~3,720 m / 12,202 ft). Enjoy views of both **Kibo** and **Mawenzi**.

Trekking time (main): ~6 hours | **Distance:** ~11 km (6.8 mi)

DESTINATION

Kilimanjaro National Park



ACCOMMODATION

Horombo huts



Day 4: Acclimatization Day

Several hours after breakfast, an **acclimatization hike** toward Zebra Rock (~200 m gain) and then return to Horombo for Lunch.

Acclimatization hike: Horombo (~3,720 m) to ~3,920 m en route to Kibo — ~2.5 km, 1–2 hours.

Please note: Take acclimatization hikes seriously — they improve summit odds.

DESTINATION

Kilimanjaro National Park



ACCOMMODATION

Horombo huts



Day 5: Horombo Hut to Kibo Hut

After breakfast, trek to **Kibo Hut** (~4,720 m / 15,482 ft). The walking is moderate; conserve strength for summit night. Lunch at Kibo, then sleep as much as you can, avoid heavy activity, and drink plenty of water.

Trekking time: 4–8 hours | **Distance:** ~10 km (6.2 mi)

DESTINATION

Kilimanjaro National Park



ACCOMMODATION

Kibo Hut



Day 6: Uhuru Peak and descent to Horombo Hut

Night departure from Kibo for **Uhuru Peak** (5,895 m / 19,336 ft). Technically moderate terrain, but altitude is the challenge—each pair is normally with a dedicated guide. After the summit, take an optional short walk toward glacier viewpoints, rest at Kibo, and then descend to **Horombo Hut**.

Please note: Roughly **90%** of accidents happen on the descent — protect feet and use trekking poles carefully.

Trekking time: 9–12 hours | **Distance:** ~16 km (9.9 mi)

DESTINATION

Kilimanjaro National Park



ACCOMMODATION

Horombo huts



Day 7: Horombo Hut to Marangu Gate

Horombo Hut to Marangu Gate

Warm breakfast, then long descent through forest to **Marangu Gate** (~1,970 m / 6,462 ft). Guestbook, certificates, and transfer to the hotel.

Trekking time: 5–6 hours | **Distance:** ~18 km (11.1 mi)

DESTINATION

Moshi Town



ACCOMMODATION

Keys Hotel Mbokomu



Day 8: Departure

Rest at the hotel and transfer to the airport.

Please note: Hotel check-out is often **11:00 AM**; late checkout may be available for a fee.

DESTINATION

Kilimanjaro International Airport JRO



ACCOMMODATION

No Accommodation

WHAT'S INCLUDED & EXCLUDED

Included

- ⊙ All transfers in Tanzania as per programme (airport pick-up and drop-off, hotel ? park gate / trailhead)
- ⊙ Hotel accommodation before and after the climb (typically bed & breakfast; shared twin unless single supplement)
- ⊙ Kilimanjaro National Park fees, camping or hut fees, and rescue fee contributions as applicable
- ⊙ Professional mountain guides, assistant guides, cook(s), and porter crew
- ⊙ All meals on the mountain; mess / kitchen tent and group dining equipment
- ⊙ Four-season mountain tents (shared, two per tent by default), group sleeping mat, group camping furniture
- ⊙ Safety: emergency oxygen, comprehensive group medical kit, daily health monitoring with guides
- ⊙ Summit certificates after a successful climb

Excluded

- ⊙ International flights to/from Kilimanjaro International Airport (JRO)
- ⊙ Tanzania visa fees (confirm current rate before travel)
- ⊙ Travel and high-altitude evacuation insurance (mandatory — confirm coverage for trekking to 6,000 m)
- ⊙ Tips for guides, cooks, and porters (budget per consultant advice)
- ⊙ Personal trekking clothing, boots, and sleeping bag (rental may be available)
- ⊙ Lunch and dinner at the hotel before/after the climb unless stated otherwise
- ⊙ Single room or single tent supplements; optional portable toilet hire; optional private tent surcharge
- ⊙ Personal expenses, drinks, laundry, and phone/data charges

PRICING INFORMATION

All prices are per person in USD and may vary based on season and group size.

Low Season

April 1 - May 31

GROUP SIZE	SOLO	2 PAX	3 PAX	4 PAX	5 PAX	6+ PAX
6-day	\$2,310	\$1,915	\$1,875	\$1,775	\$1,715	\$1,695

Mid Season

March 1 - March 31, November 1 - December 15

GROUP SIZE	SOLO	2 PAX	3 PAX	4 PAX	5 PAX	6+ PAX
6-day	\$2,310	\$1,915	\$1,875	\$1,775	\$1,715	\$1,695

High Season

June 1 - October 31, December 16 - February 28

GROUP SIZE	SOLO	2 PAX	3 PAX	4 PAX	5 PAX	6+ PAX
6-day	\$2,310	\$1,915	\$1,875	\$1,775	\$1,715	\$1,695

Group Discount: The more travelers, the lower the price per person. Perfect for families and groups!