

RONGAI ROUTE

7 Days / 6 Nights



Rongai Route

Duration: 7 Days / 6 Nights

Type: Private Safari

Main Focus: Adventure

Country: Tanzania

Overview of the Rongai route


Rongai approaches Kilimanjaro from the **north**, near the Kenyan border. It tends to be **quieter** than Machame or Lemosho on the first half of the climb, passes **Mawenzi**, and summits from **Kibo** before descending the **Marangu** trail.

It is a strong option in **rainy periods** when the northern forest can be drier than the southern rainforest belt. Programmes are usually **6 or 7 days on the mountain**.

Expert recommendation

Choose **Rongai 7-day** when you want more solitude early on and a gentler acclimatization curve. The **6-day** schedule is shorter and tougher from an altitude perspective.

DESTINATIONS



Kilimanjaro National Park



**Kilimanjaro International
Airport JRO**



Moshi Town

DAY-BY-DAY ITINERARY

Day 1: Arrival

Arrival at JRO; meet **Kilimanjaro Explore** staff and transfer to your hotel. Evening briefing. **Please note:** Check-in often from **2:00 PM**.

DESTINATION

Moshi Town



ACCOMMODATION

Keys Hotel Mbokomu



Day 2: Nalemuru Gate to Simba Camp

Morning briefing, then drive to **Nalemuru Gate** (~2,020 m / 6,627 ft). After permits and registration, trek through **coniferous forest** on the northern slopes to **Simba Camp** (~2,671 m / 8,761 ft). Keep a comfortable pace — first night at altitude.

- High fluid intake all day.
- Altitude medication only per your physician's advice.
- Report symptoms to your guide.

Trekking time: 3–4 hours | **Distance:** ~8 km (4.9 mi)

DESTINATION

Kilimanjaro National Park



ACCOMMODATION

Simba Camp




Day 3: Simba Camp to Kikelelwa Camp

Early breakfast, then trek to **Kikilelwa Camp** (~3,630 m / 11,906 ft). In clear weather, **Kibo** dominates the skyline. This day is more demanding than the first; rest well at camp.

Trekking time: 5–6 hours | **Distance:** ~10 km (6.2 mi)

DESTINATION

Kilimanjaro National Park



ACCOMMODATION

Kikulelwa Camp



Day 4: Kikilewa Camp to Mawenzi Tarn Camp

Trek to **Mawenzi Tarn Camp** at the foot of **Mawenzi**. Lunch and a short rest, then an **acclimatization hike** on Mawenzi's lower slopes (~200 m gain) before returning for dinner.

Acclimatization hike: ~2 km, 1–2 hours.

Trekking time (main): 4–5 hours | **Distance:** ~6 km (3.7 mi)

DESTINATION

Kilimanjaro National Park



ACCOMMODATION

Mawenzi Tarn Hut



Day 5: Mawenzi Tarn to Kibo Hut

Trek across **alpine semi-desert** toward **Kibo Hut** (~4,720 m / 15,482 ft). Conserve energy — summit night follows. Eat, hydrate, and sleep as much as you can in the afternoon.

Trekking time: 5–6 hours | **Distance:** ~9 km (5.5 mi)

DESTINATION

Kilimanjaro National Park



ACCOMMODATION

Kibo Hut



Day 6: Uhuru Peak and descent to Horombo Hut


Night departure from Kibo for **Uhuru Peak** (5,895 m / 19,336 ft). The route is not technical, but altitude is taxing; guides monitor pairs closely. After the summit, optional short detour toward glacier viewpoints, rest at Kibo, then long descent to **Horombo Hut**.

Please note: Most slips and toe injuries occur descending — stay focused.

Trekking time: 12–14 hours | **Distance:** ~21 km (13 mi)

DESTINATION

Kilimanjaro National Park



ACCOMMODATION

Marangu route huts (KINAPA)



Day 7: Horombo Hut to Marangu Gate

Warm breakfast, then descend through forest to **Marangu Gate**. Certificates, guestbook, and transfer to the hotel.

Trekking time: 5–6 hours | **Distance:** ~18 km (11.1 mi)

DESTINATION

Moshi Town



ACCOMMODATION

Keys Hotel Mbokomu



Day 8: Departure

Rest and airport transfer. **Please note:** Hotel check-out often **11:00 AM**.

DESTINATION

Kilimanjaro International Airport JRO



ACCOMMODATION

No Accommodation

WHAT'S INCLUDED & EXCLUDED

Included

- ⊙ All transfers in Tanzania as per programme (airport pick-up and drop-off, hotel ? park gate / trailhead)
- ⊙ Hotel accommodation before and after the climb (typically bed & breakfast; shared twin unless single supplement)
- ⊙ Kilimanjaro National Park fees, camping or hut fees, and rescue fee contributions as applicable
- ⊙ Professional mountain guides, assistant guides, cook(s), and porter crew
- ⊙ All meals on the mountain; mess / kitchen tent and group dining equipment
- ⊙ Four-season mountain tents (shared, two per tent by default), group sleeping mat, group camping furniture
- ⊙ Safety: emergency oxygen, comprehensive group medical kit, daily health monitoring with guides
- ⊙ Summit certificates after a successful climb

Excluded

- ⊗ International flights to/from Kilimanjaro International Airport (JRO)
- ⊗ Tanzania visa fees (confirm current rate before travel)
- ⊗ Travel and high-altitude evacuation insurance (mandatory — confirm coverage for trekking to 6,000 m)
- ⊗ Tips for guides, cooks, and porters (budget per consultant advice)
- ⊗ Personal trekking clothing, boots, and sleeping bag (rental may be available)
- ⊗ Lunch and dinner at the hotel before/after the climb unless stated otherwise
- ⊗ Single room or single tent supplements; optional portable toilet hire; optional private tent surcharge
- ⊗ Personal expenses, drinks, laundry, and phone/data charges

PRICING INFORMATION

All prices are per person in USD and may vary based on season and group size.

Low Season

April 1 - May 31

GROUP SIZE	SOLO	2 PAX	3 PAX	4 PAX	5 PAX	6+ PAX
7-day	\$2,456	\$2,290	\$2,155	\$2,120	\$2,075	\$2,065

Mid Season

March 1 - March 31, November 1 - December 15

GROUP SIZE	SOLO	2 PAX	3 PAX	4 PAX	5 PAX	6+ PAX
7-day	\$2,456	\$2,290	\$2,155	\$2,120	\$2,075	\$2,065

High Season

June 1 - October 31, December 16 - February 28

GROUP SIZE	SOLO	2 PAX	3 PAX	4 PAX	5 PAX	6+ PAX
7-day	\$2,456	\$2,290	\$2,155	\$2,120	\$2,075	\$2,065

Group Discount: The more travelers, the lower the price per person. Perfect for families and groups!